





AX3000 Wi-Fi 6 Range Extender


Boost your Wi-Fi




RE705X

 Wi-Fi
Dead-Zone Killer

 160
MHz
↑↑↑ Wider
Channel Width

 Connect
More Devices^Δ

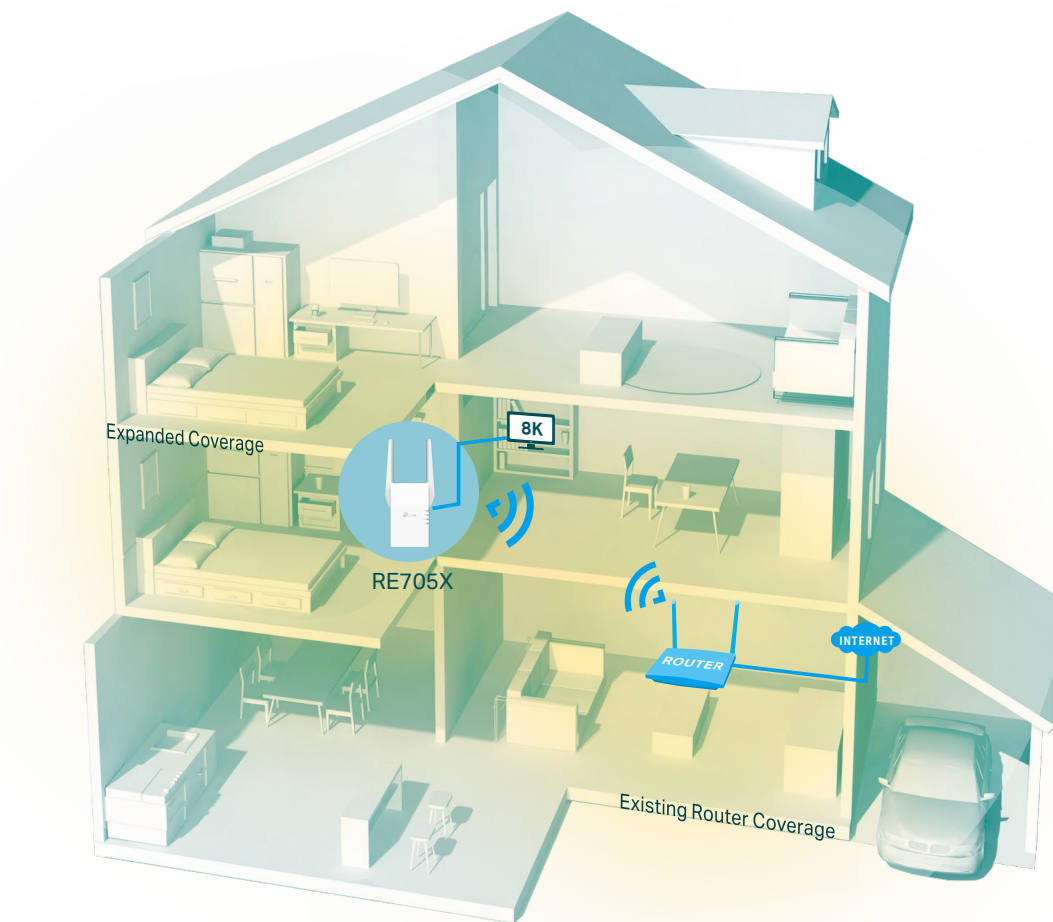
 Uninterrupted
Streaming[§]

 Easy Setup
Within Minutes

Highlights

Eliminate Wi-Fi Dead Zones with Powerful Wi-Fi

Connect with an EasyMesh-compatible router to create a mesh network for seamless whole-home coverage, or any Wi-Fi router to boost your Wi-Fi range.^{†**}



● Wi-Fi Coverage
— Ethernet Cable



Faster Wi-Fi 6 Speed

Experience explosive Wi-Fi speeds up to 3 Gbps with the wider 160 MHz channel.[†]



Larger Capacity

Wi-Fi 6 builds a more efficient network that increases the average throughput by 4 times and servers more devices.[^]



Ultra-Low Latency

Take advantage of ultra-low latency to enjoy smoother online experience.



Save Clients' Battery Power

Target Wake Time schedules the connection time of battery-powered devices to reduce their power consumption.*



Adaptive Path Selection

Keep your network running at top-speed by automatically choosing the fastest connection path to the router.



Access Point Mode

Create a new Wi-Fi access point to enhance your wired network with Wi-Fi capability.



Easy Setup Within Minutes

Easy setup and management via WPS button/Tether app/Web UI.

Highlights



EasyMesh-Compatible

RE705X is more than a traditional range extender. It creates a Mesh network by connecting to an easymesh-compatible router for seamless whole-home coverage.



Wi-Fi Dead-Zone Killer

Eliminate weak signal areas with Wi-Fi coverage for the whole house.



Uninterrupted Roaming

Enjoy uninterrupted streaming, surfing, and more—even when moving around your home.



One Wi-Fi Name

Stay connected to the same network name in every room.



Easy Setup and Unified Management

Push the WPS button to set up a Mesh network you can manage from the Tether app or web UI.



Check the full list of TP-Link's EasyMesh-compatible extenders and routers at <https://www.tp-link.com/easymesh/product-list/>

*More compatible devices coming soon

AX3000 Wi-Fi Range Extender



Secure One-touch Connection (WPS)

Instantly connect the extender to a router without further configuration.

Smart Signal Indicator

See signal to find the best spot to extend Wi-Fi.


- Strong signal
- Weak signal

Gigabit Ethernet Port

Plug in to give wired device network access, ideal for high-bandwidth intensity.



Features



Ease of Use

- Intuitive Web UI – Ensures quick and simple installation without hassle
- Fast Encryption – One-touch wireless security encryption with the WPS button
- Hassle-free Management with Tether App – Network management is made easy with the TP-Link Tether App, available on any Android or iOS device
- Online Upgrade – Keeps you informed of the latest firmware and allows online updating on the web UI



Speed

- Ultimate Wireless Speed – Combined wireless speeds of up to 574 Mbps (over 2.4 GHz) and 2402 Mbps (over 5 GHz)[†]
- Support Wi-Fi 6 – Turbocharge your devices with wireless speeds of up to 3.0 Gbps
- Adaptive Path Selection – Keep your network running at top-speed by automatically choosing the fastest connection path to the router



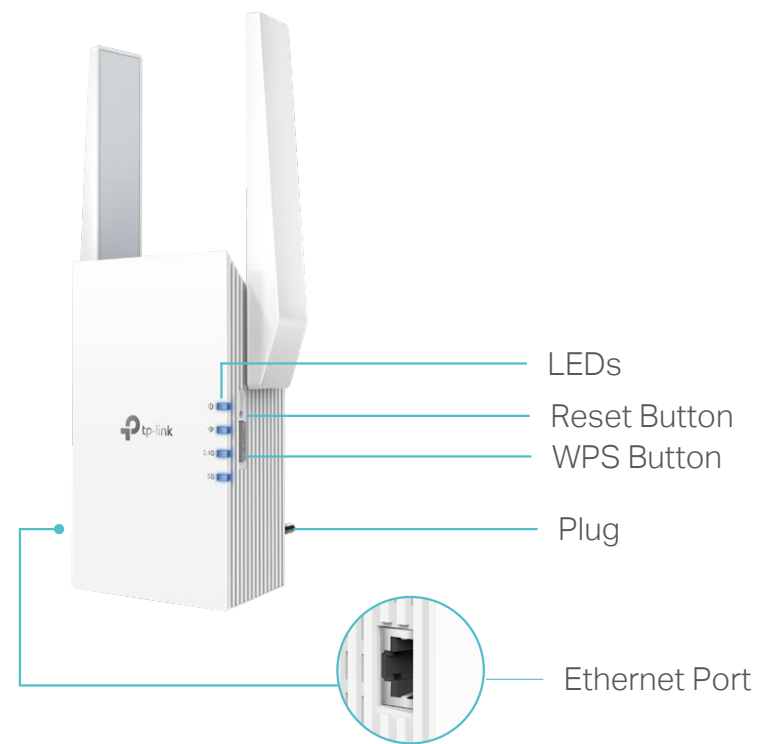
Reliability

- Simultaneous Dual Band – Separate Wi-Fi bands enable more devices to connect to your network without a drop in performance
- Reliable Connection – External antennas for optimal Wi-Fi coverage and reliable wireless connections
- Ultra-Low Latency – Take advantage of ultra-low latency to enjoy smoother online experience

Specifications

Hardware

- Button: WPS Button, Reset Button
- Port: 1 Gigabit Ethernet Port
- Antenna: 2 External Antennas
- Input Power: 100-240V~50/60Hz
- Power Consumption: 13W
- Dimensions (W × D × H): 3.8×1.8×4.9 in. (97×46×125mm)



Wireless

- Wireless Standards: IEEE 802.11a/n/ac/ax 5 GHz, IEEE 802.11b/g/n/ax 2.4 GHz
- Frequency: 2.4 GHz and 5 GHz
- Signal Rate: 574 Mbps at 2.4 GHz, 2402 Mbps at 5 GHz
- Transmit Power: CE: 2.4GHz ≤16dBm, 5GHz ≤21dBm
- Reception Sensitivity:
 - 5 GHz:
 - 11a 6Mbps:-97dBm, 11a 54Mbps:-78dBm
 - 11ax HE20 MCS0: -96dBm, 11ax HE20 MCS11: -66dBm
 - 11ax HE40 MCS0: -93dBm, 11ax HE40 MCS11: -62dBm
 - 11ax HE80 MCS0: -90dBm, 11ax HE80 MCS11: -60dBm
 - 11ax HE160 MCS11: -58dBm
 - 2.4 GHz:
 - 11g 6Mbps:-96dBm, 11g 54Mbps:-78dBm
 - 11ax HE20 MCS0: -96dBm, 11ax HE20 MCS11: -66dBm
 - 11ax HE40 MCS0: -93dBm, 11ax HE40 MCS11: -62dBm
- Wireless Function: LED Control, Access Control, Power Schedule, Wi-Fi Coverage
- Wireless Security: WPA, WPA2, WPA3

Others

- Certification
CE, RoHS
- System Requirements
Internet Explorer, Firefox, Chrome, Safari, or other JavaScript-enabled browser
*You are recommended to use the latest version
- Package Contents
Wi-Fi Range Extender RE705X
Quick Installation Guide



For more information, please visit

<https://www.tp-link.com/products/details/?model=RE705X>

or scan the QR code left

©2023 TP-Link

[†]Maximum wireless signal rates are the physical rates derived from IEEE Standard 802.11 specifications. Actual wireless data throughput and wireless coverage per ft² are not guaranteed and will vary as a result of network conditions, client limitations, and environmental factors, including building materials, obstacles, volume and density of traffic, and client location.

[‡]The product may not be compatible with routers or gateways with firmware that has been altered, is based on open source programs, or is non-standard or outdated.

[§]Uninterrupted Roaming is designed for devices that support the 802.11k/v standard.

[¶]Up to 4x Capacity refers to 4x increase in median throughput under dense environment compared to 11ac wave 2 range extender.

^{*}Saving clients' battery power requires clients to also support the 802.11ax Wi-Fi standard. Actual power reduction may vary as a result of network conditions, client limitations, and environmental factors.

^{*}TP-Link EasyMesh-compatible products can network with other devices that use EasyMesh. Failed connections may be due to firmware conflicts of different vendors. The EasyMesh-Compatible function is still being developed on some models and will be supported in subsequent software updates.

^{***}Actual network speed may be limited by the rate of the product's Ethernet WAN or LAN port, the rate supported by the network cable, Internet service provider factors and other environmental conditions.

www.tp-link.com

TP-Link AX3000 Wi-Fi 6 Range Extender RE705X